

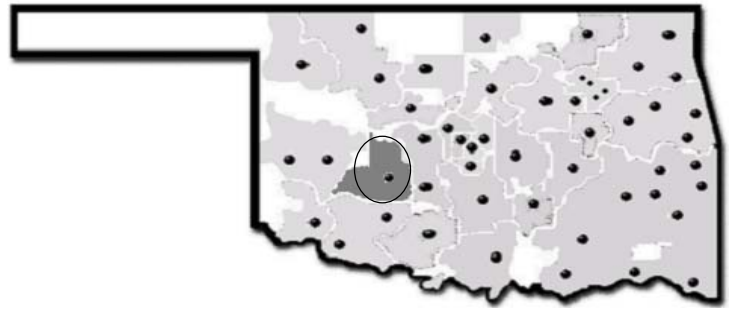
# CADDO KIOWA TECHNOLOGY CENTER PROFILE

Oklahoma's CareerTech Districts: Caddo Kiowa Technology Center

**P.O. Box 190  
100 CareerTech Drive  
Fort Cobb, Oklahoma 73038  
(405) 643-5511**

**Jerry Martin, Superintendent**

<http://www.caddokiowa.com/>



## DISTRICT OVERVIEW

### Demographic Data <sup>3</sup> (FY 07)

	Technology Center District Enrollment	Technology Centers Statewide Average
Caucasian	62.0%	70.7%
African American	4.7%	8.0%
Asian	0.3%	1.6%
Hispanic	3.1%	5.8%
American Indian	29.9%	14.0%
Highest Educational Level for Adults Age 25+		
College Degree	19.3%	26.4%
H.S. Diploma w/o College Degree	77.2%	68.3%
Less than 12th Grade Education	3.5%	5.3%
Economically Disadvantaged Full-Time Secondary Students	38.0%	29.6%

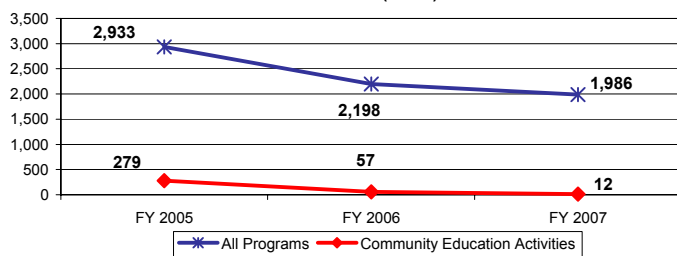
### Financial Data <sup>2</sup> (FY 07)

	Technology Center District	Technology Center %	Statewide %
<b>REVENUE</b>			
<b>General Fund Revenue</b>			
<b>Revenue</b>			
Local Funds	\$3,018,270	41.3%	64.1%
Local Ad Valorem	\$1,754,364	58.1%	80.8%
Adult Tuition	\$924,103	30.6%	10.8%
Local Other	\$339,803	11.3%	8.4%
State Funds	\$3,690,465	50.5%	30.7%
Federal Funds	\$593,315	8.1%	5.2%
<b>Total General Fund Revenue</b>	<b>\$7,302,050</b>	<b>100%</b>	
<b>Building Fund Revenue</b>			
Total Local Revenue	\$488,461	62.0%	
Local Taxes	\$175,589	35.9%	
Local Tuition/Fees	\$0	0.0%	
Local Other Sources	\$312,872	64.1%	
State	\$0	0.0%	
Federal	\$299,883	38.0%	
<b>Total Building Fund Revenue</b>	<b>\$788,344</b>	<b>100%</b>	
<b>TOTAL REVENUE: GENERAL FUND + BUILDING FUND =</b>		<b>\$8,090,394</b>	
<b>EXPENDITURES</b>			
Classroom Activity & Instructional Support	\$4,548,318	65.2%	63.9%
Guidance & Counseling	\$262,297	3.8%	5.3%
General Administration	\$171,727	2.5%	2.4%
General Support	\$845,040	12.1%	11.5%
Student Transportation	\$336,024	4.8%	3.0%
Operation of Plant	\$801,866	11.5%	13.7%
Other Services	\$15,738	0.2%	0.2%
<b>TOTAL EXPENDITURES</b>	<b>\$6,981,009</b>	<b>100.0%</b>	<b>100.0%</b>

### Cost Per Student<sup>2</sup> (FY 07)

	Technology Center District	Statewide
Average Cost Per FTE Enrollment in Full-Time Programs	\$5,760	\$7,196
Average Cost Per Enrollment in Bus. & Industry Programs	\$520	\$109

### Total Enrollment (FY 07) <sup>3</sup>



### District Population & Partner Schools <sup>1 & 3</sup>

District population is 34,950 based on 2000 census data. School districts served include Anadarko, Binger-Oney, Boone-Apache, Carnegie, Cement, Cyril, Fort Cobb-Broxton, Gracemont, Hinton, Hydro-Eakley, Lookeba-Sickles, Mountain View-Gotebo and Verden.

Definitions of all terms can be found in the glossary at the beginning of this document.

Data provided by the following sources:

<sup>1</sup> Office of Accountability, State of Oklahoma

<sup>2</sup> Oklahoma Department of Career and Technology Education, Technology Center Services Division

<sup>3</sup> Oklahoma Department of Career and Technology Education, Information Management Division

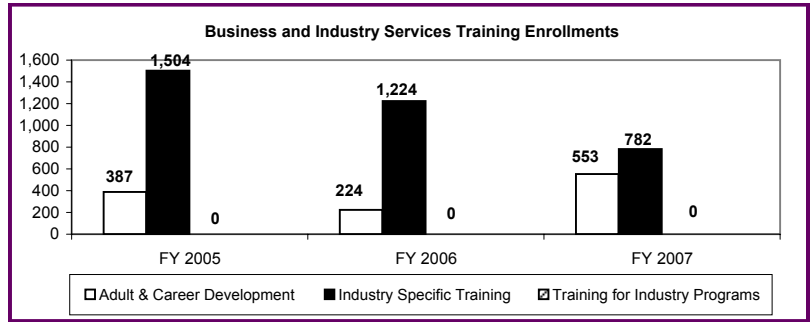
<sup>4</sup> Oklahoma Department of Education

<sup>5</sup> Technology Center

# CADDO KIOWA TECHNOLOGY CENTER PROFILE

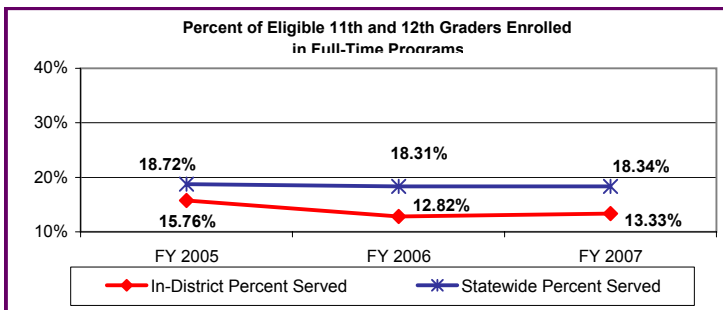
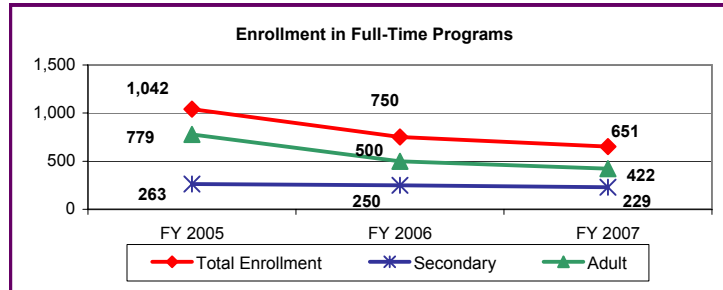
## BUSINESS AND INDUSTRY SERVICES TRAINING <sup>3</sup>

Business and Industry Services Course Statistics		
Program Type (FY 07)	Number of Classes	Hours of Training
Adult and Career Development	72	3,841
Industry Specific Training	83	1,882
Training for Industry Programs	0	0
<b>Total All Programs</b>	<b>155</b>	<b>5,723</b>
-----		
Total Adjunct Instructors:	32	
Total Businesses & Industries Served:	125	



## FULL-TIME PROGRAMS (FY 07) <sup>3</sup>

Instructors (FY07) <sup>2</sup>	
Full-Time Program Instructors	28
National Board Certified Instructors	0
Average Annual Salary for Instructors (base salary):	
10 month contract:	39,632
11 month contract:	n/a
12 month contract:	46,781



Program Outcomes - Completion/Retention FY 07 <sup>3</sup>			
Technology Center			
<b>Completion Status:</b>	<b>Secondary</b>	<b>Adult</b>	<b>All Students</b>
Retained in Program/Completers	84%	96%	92%
Transfers	16%	4%	8%
Leavers	0%	0%	0%
-----			
Statewide			
	<b>Secondary</b>	<b>Adult</b>	<b>All Students</b>
Retained in Program/Completers	87%	89%	88%
Transfers	11%	2%	7%
Leavers	3%	9%	5%

Program Outcomes - Placement FY 07 <sup>3</sup>			
Technology Center			
<b>Placement Status:</b>	<b>Secondary</b>	<b>Adult</b>	<b>All Students</b>
<b>Total Positive Placement</b>	96%	92%	93%
Military	4%	0%	1%
Employed Related	31%	72%	60%
Employed Not Related	2%	7%	5%
Continuing Education	59%	13%	27%
Unemployed Seeking	3%	8%	6%
Not in Labor Force	1%	0%	0%
-----			
Statewide			
<b>Placement Status:</b>	<b>Secondary</b>	<b>Adult</b>	<b>All Students</b>
<b>Total Positive Placement</b>	95%	92%	94%
Military	3%	1%	2%
Employed Related	28%	70%	47%
Employed Not Related	6%	8%	7%
Continuing Education	57%	13%	38%
Unemployed Seeking	3%	4%	3%
Not in Labor Force	3%	3%	3%

## PROJECTS & UNIQUE ATTRIBUTES <sup>5</sup>

Caddo Kiowa Technology Center (CKTC) provides career training, business and industry services and leadership programs to a rural district in Southwest Oklahoma. For more than 40 years, CKTC has remained unwavering in its commitment to stay on the cutting edge of technology and service, and in working with its business, education and agency stakeholders in each community.

Proven a leader in the CareerTech system, CKTC offers such trend-setting services as a 3-star child care facility; free transportation; open-entry, open-exit enrollment; OneStop Career Center; financial aid and an interactive video consortium. CKTC has partnerships with 14 school districts and three higher education institutions, as well as several local chambers of commerce and community service organizations. From those partnerships and advisory committees, CKTC has developed a summer camp for local gifted and talented students, regional students qualifying for a FEMA Safe Room, participating in the NASA-Riverside grant, creating a nursing home consortium for certified nurse assistant training; and establishing a webcasting class for multimedia needs in the rural district.

Secondary students living in the technology center district who attend a public, private, parochial, charter, or home school are eligible to attend tuition-free.

Definitions of all terms can be found in the glossary at the beginning of this document.

Data provided by the following sources:

<sup>1</sup> Office of Accountability, State of Oklahoma

<sup>2</sup> Oklahoma Department of Career and Technology Education, Technology Center Services Division

<sup>3</sup> Oklahoma Department of Career and Technology Education, Information Management Division

<sup>4</sup> Oklahoma Department of Education